



# PUBLIC SCHOOL RATINGS & DISTRICT INFORMATION

Texas Education Agency Accountability Ratings Based on Data from the 2016-2017 School Year



# Overview of 2017 State Accountability System

Shaded areas  
are new for 2017

Overview of 2017 State Accountability System				
	Index 1: Student Achievement	Index 2: Student Progress	Index 3: Closing Performance Gaps	Index 4: Postsecondary Readiness
Performance Index Framework	<b>Measures Satisfactory Performance</b> <ul style="list-style-type: none"> <li>All students</li> <li>Combined over all subject areas evaluated (reading, mathematics, writing, science, and social studies)</li> <li>Credit given for meeting Approaches Grade Level standard on               <ul style="list-style-type: none"> <li>STAAR (with and without accommodations) in grades 3–8 (including Spanish versions where applicable);</li> <li>STAAR Alternate 2; and</li> <li>EOC assessments (with and without accommodations) administered in the spring and the previous fall and summer</li> </ul> </li> </ul>	<b>Measures Student Progress</b> <ul style="list-style-type: none"> <li>Ten student groups evaluated               <ul style="list-style-type: none"> <li>All students</li> <li>African American</li> <li>American Indian</li> <li>Asian</li> <li>Hispanic</li> <li>Pacific Islander</li> <li>White</li> <li>Two or more races</li> </ul> </li> <li>Students served by special education</li> <li>Current and monitored English language learners (ELLs)</li> <li>Combined across both ELA/reading and mathematics</li> <li>STAAR and ELL progress measures for reading and mathematics in grades 4–8, Algebra I and English II EOCs</li> <li>ELL progress measure only for reading and mathematics in grade 3 and English I EOC</li> <li>Credit based on weighted performance across all subject areas               <ul style="list-style-type: none"> <li>One point given for each percentage of tests at the met or exceeded growth expectations level</li> <li>One point given for each percentage of tests at the exceeded growth expectations level</li> </ul> </li> </ul>	<b>Achievement Gaps Measured for Satisfactory and Advanced Levels</b> <ul style="list-style-type: none"> <li>Economically disadvantaged students and two lowest-performing racial/ethnic groups based on the Index I student achievement indicator data reported in the prior year</li> <li>Same assessments as used in Index I except for EOC substitute assessments</li> <li>Credit based on weighted performance by subject               <ul style="list-style-type: none"> <li>One point given for each percentage of tests meeting the Approaches Grade Level standard or above</li> <li>One point given for each percentage of tests meeting the Masters Grade Level standard</li> </ul> </li> </ul>	<b>Measures Postsecondary Readiness</b> <p>Credit based on four postsecondary components</p> <b>STAAR Postsecondary Readiness</b> <ul style="list-style-type: none"> <li>Eight student groups evaluated: all students and each race/ethnicity</li> <li>Credit given for meeting the Meets Grade Level standard on two or more subject-area tests</li> <li>Same assessments as used in Index I</li> </ul> <b>High School Graduation Rates</b> <ul style="list-style-type: none"> <li>Four-year or five-year graduation rate (or annual dropout rate if no graduation rate)</li> <li>Ten student groups evaluated: all students, each race/ethnicity, students served by special education, and ELL (at any time in high school)</li> </ul> <b>High School Diploma Plans</b> <ul style="list-style-type: none"> <li>Percent Recommended High School Plan, Distinguished Achievement Plan (RHSP/DAP), or percent RHSP/DAP and Foundation High School Plan Rate with Endorsement (FHSP-E) or Distinguished Level of Achievement (FHSP-DLA) graduates</li> <li>Eight student groups evaluated: all students and each race/ethnicity</li> </ul> <b>Additional Postsecondary Indicators</b> <ul style="list-style-type: none"> <li>Percent of annual graduates that either               <ul style="list-style-type: none"> <li>Met College-Ready Graduates criteria,</li> <li>Earned credit for two advanced/dual-credit/dual-enrollment courses, or</li> <li>Enrolled in a coherent sequence of two or more career and technical education (CTE) courses as part of a four-year plan of study.</li> </ul> </li> </ul>
Additional Evaluations	<b>Distinction Designations for Student Progress, Closing Performance Gaps, and Postsecondary Readiness</b> <p>Districts and campuses earn distinctions for postsecondary readiness, and campuses earn distinctions for student progress and closing performance gaps.</p>	<b>Distinction Designations for Academic Achievement in ELA/Reading, Mathematics, Science, and Social Studies</b> <p>Campuses earn distinctions for outstanding academic achievement on indicators, such as SAT/ACT participation/ performance, AP/IB participation/performance, and advanced (Masters Grade Level) performance on STAAR in four subjects.</p>	<b>System Safeguards</b> <p>Evaluate performance by individual student groups and subject areas and require interventions focused on specific areas of weak performance</p>	

**2017 Accountability System  
State Summary  
(as of August 15, 2017)**

**District Ratings By Rating Category  
(Including Charter Operators)**

	2013		2014		2015		2016		2017	
<b>Accountability Rating</b>	<b>Count</b>	<b>Percent</b>	<b>Count</b>	<b>Percent</b>	<b>Count</b>	<b>Percent</b>	<b>Count</b>	<b>Percent</b>	<b>Count</b>	<b>Percent</b>
<b>Met Standard/Alternative</b>	1,141	92.9%	1,107	90.2%	1,152	94.5%	1,137	94.2%	1,146	95.3%
Met Standard	1,106	90.1%	1,073	87.4%	1,120	91.9%	1,107	91.7%	1,119	93.0%
Met Alternative Standard	35	2.9%	34	2.8%	32	2.6%	30	2.5%	27	2.2%
<b>Improvement Required</b>	75	6.1%	110	9.0%	55	4.5%	57	4.7%	44	3.7%
<b>Not Rated</b>	11	0.9%	10	0.8%	12	1.0%	12	1.0%	13	1.1%
<b>Data Integrity Issues</b>	1	0.1%	0	0	0	0	1	0.1%	0	0
<b>Totals</b>	1,228	100.0%	1,227	100.0%	1,219	100.0%	1,207	100.0%	1,203	100.0%

**(Excluding Charter Operators)**

	2013		2014		2015		2016		2017	
<b>Accountability Rating</b>	<b>Count</b>	<b>Percent</b>	<b>Count</b>	<b>Percent</b>	<b>Count</b>	<b>Percent</b>	<b>Count</b>	<b>Percent</b>	<b>Count</b>	<b>Percent</b>
<b>Met Standard/Alternative</b>	979	95.4%	949	92.6%	983	96.0%	983	96.0%	993	97.1%
Met Standard	979	95.4%	949	92.6%	983	96.0%	983	96.0%	993	97.1%
Met Alternative Standard	0	0	0	0	0	0	0	0	0	0
<b>Improvement Required</b>	46	4.5%	76	7.4%	39	3.8%	39	3.8%	28	2.7%
<b>Not Rated</b>	1	0.1%	0	0	2	0.2%	1	0.1%	2	0.2%
<b>Data Integrity Issues</b>	0	0	0	0	0	0	1	0.1%	0	0
<b>Totals</b>	1,026	100.0%	1,025	100.0%	1,024	100.0%	1,024	100.0%	1,023	100.0%

**(Charter Operators)**

	2013		2014		2015		2016		2017	
<b>Accountability Rating</b>	<b>Count</b>	<b>Percent</b>	<b>Count</b>	<b>Percent</b>	<b>Count</b>	<b>Percent</b>	<b>Count</b>	<b>Percent</b>	<b>Count</b>	<b>Percent</b>
<b>Met Standard/Alternative</b>	162	80.2%	158	78.2%	169	86.7%	154	84.2%	153	85.0%
Met Standard	127	62.9%	124	61.4%	137	70.3%	124	67.8%	126	70.0%
Met Alternative Standard	35	17.3%	34	16.8%	32	16.4%	30	16.4%	27	15.0%
<b>Improvement Required</b>	29	14.4%	34	16.8%	16	8.2%	18	9.8%	16	8.9%
<b>Not Rated</b>	10	5.0%	10	5.0%	10	5.1%	11	6.0%	11	6.1%
<b>Data Integrity Issues</b>	1	0.5%	0	0	0	0	0	0	0	0
<b>Totals</b>	202	100.0%	202	100.0%	195	100.0%	183	100.0%	180	100.0%



**2017 Accountability System  
State Summary  
(as of August 15, 2017)**

**Campus Ratings By Rating Category  
(Including Charter Campuses)**

	2013		2014		2015		2016		2017	
<b>Accountability Rating</b>	<b>Count</b>	<b>Percent</b>	<b>Count</b>	<b>Percent</b>	<b>Count</b>	<b>Percent</b>	<b>Count</b>	<b>Percent</b>	<b>Count</b>	<b>Percent</b>
<b>Met Standard/Alternative</b>	7,207	84.2%	7,285	85.0%	7,476	86.5%	7,684	88.6%	7,830	89.4%
Met Standard	6,987	81.7%	7,041	82.1%	7,206	83.3%	7,435	85.7%	7,580	86.6%
Met Alternative Standard	220	2.6%	244	2.8%	270	3.1%	249	2.9%	250	2.9%
<b>Improvement Required</b>	768	9.0%	733	8.5%	603	7.0%	445	5.1%	371	4.2%
<b>Not Rated</b>	579	6.8%	546	6.4%	567	6.6%	542	6.2%	552	6.3%
<b>Not Rated: Annexation</b>	0	0	9	0.1%	0	0	0	0	4	0.0%
<b>Data Integrity Issues</b>	1	0.0%	1	0.0%	0	0	2	0.0%	0	0
<b>Totals</b>	8,555	100.0%	8,574	100.0%	8,646	100.0%	8,673	100.0%	8,757	100.0%

**(Excluding Charter Campuses)**

	2013		2014		2015		2016		2017	
<b>Accountability Rating</b>	<b>Count</b>	<b>Percent</b>	<b>Count</b>	<b>Percent</b>	<b>Count</b>	<b>Percent</b>	<b>Count</b>	<b>Percent</b>	<b>Count</b>	<b>Percent</b>
<b>Met Standard/Alternative</b>	6,828	85.3%	6,865	86.0%	7,004	87.2%	7,199	89.5%	7,292	90.2%
Met Standard	6,699	83.7%	6,723	84.2%	6,836	85.1%	7,048	87.6%	7,138	88.3%
Met Alternative Standard	129	1.6%	142	1.8%	168	2.1%	151	1.9%	154	1.9%
<b>Improvement Required</b>	670	8.4%	636	8.0%	537	6.7%	382	4.7%	321	4.0%
<b>Not Rated</b>	505	6.3%	475	5.9%	492	6.1%	461	5.7%	465	5.8%
<b>Not Rated: Annexation</b>	0	0	9	0.1%	0	0	0	0	4	0.0%
<b>Data Integrity Issues</b>	0	0	1	0.0%	0	0	2	0.0%	0	0
<b>Totals</b>	8,003	100.0%	7,986	100.0%	8,033	100.0%	8,044	100.0%	8,082	100.0%

**(Charter Campuses)**

	2013		2014		2015		2016		2017	
<b>Accountability Rating</b>	<b>Count</b>	<b>Percent</b>	<b>Count</b>	<b>Percent</b>	<b>Count</b>	<b>Percent</b>	<b>Count</b>	<b>Percent</b>	<b>Count</b>	<b>Percent</b>
<b>Met Standard/Alternative</b>	379	68.7%	420	71.4%	472	77.0%	485	77.1%	538	79.7%
Met Standard	288	52.2%	318	54.1%	370	60.4%	387	61.5%	442	65.5%
Met Alternative Standard	91	16.5%	102	17.3%	102	16.6%	98	15.6%	96	14.2%
<b>Improvement Required</b>	98	17.8%	97	16.5%	66	10.8%	63	10.0%	50	7.4%
<b>Not Rated</b>	74	13.4%	71	12.1%	75	12.2%	81	12.9%	87	12.9%
<b>Not Rated: Annexation</b>	0	0	0	0	0	0	0	0	0	0
<b>Data Integrity Issues</b>	1	0.2%	0	0	0	0	0	0	0	0
<b>Totals</b>	552	100.0%	588	100.0%	613	100.0%	629	100.0%	675	100.0%

**2017 Accountability System  
State Summary  
(as of August 15, 2017)**

**Campus Ratings by School Type  
(Including Charter Campuses)**

Accountability Rating	School Type				2017	
	Elem	Middle	High School	K-12	Count	Percent
<b>Met Standard/Alternative</b>	<b>4,448</b>	<b>1,598</b>	<b>1,462</b>	<b>322</b>	<b>7,830</b>	<b>89.4%</b>
Met Standard	4,447	1,585	1,245	303	7,580	86.6%
Met Alternative Standard	1	13	217	19	250	2.9%
<b>Improvement Required</b>	<b>232</b>	<b>67</b>	<b>44</b>	<b>28</b>	<b>371</b>	<b>4.2%</b>
<b>Not Rated</b>	<b>69</b>	<b>53</b>	<b>280</b>	<b>154</b>	<b>556</b>	<b>6.3%</b>
<b>Data Integrity Issues</b>	<b>0</b>	<b>0</b>	<b>0</b>	<b>0</b>	<b>0</b>	<b>0</b>
<b>Totals</b>	<b>4,749</b>	<b>1,718</b>	<b>1,786</b>	<b>504</b>	<b>8,757</b>	<b>100.0%</b>

**Alternative Campus Ratings by Campus Type**

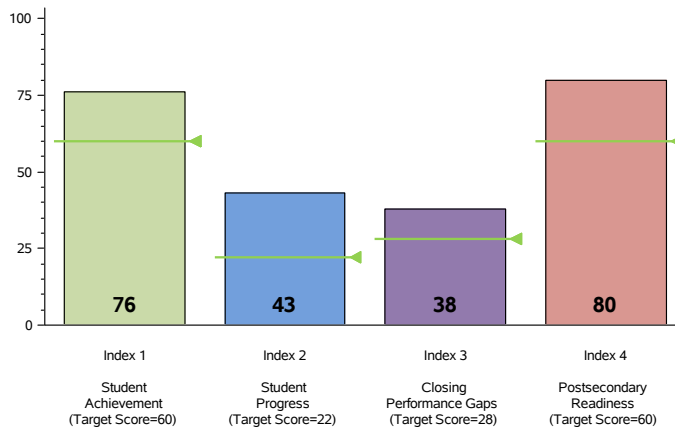
Accountability Rating	AEC of Choice	AEC of Choice - DRS*	Residential Treatment Facility	Total AEA Campuses
Met Alternative Standard	54	195	0	249
Improvement Required	1	18	0	19
Not Rated	10	19	92	121
<b>Totals</b>	<b>65</b>	<b>232</b>	<b>92</b>	<b>389</b>

\*DRS = Dropout Recovery School  
Note: Campuses identified as both a Residential Treatment Facility (RTF) and a DRS are counted as an RTF.

**Campus Distinction Designations Evaluated by Distinction Designations Met  
(including Charter Campuses)**

2017	Number of Campus Distinctions Evaluated								Total Met	
Number of Campus Distinctions Met	7	6	5	4	3	2	1	0	Number	Percent of Total
7	175	0	0	0	0	0	0	0	175	2.00%
6	167	233	0	0	0	0	0	0	400	4.57%
5	238	255	56	0	0	0	0	0	549	6.27%
4	259	246	56	2	0	0	0	0	563	6.43%
3	276	288	64	3	0	0	0	0	631	7.21%
2	388	354	82	1	1	0	0	0	826	9.43%
1	579	688	135	5	0	1	1	0	1,409	16.1%
0	890	1,534	262	16	2	0	0	323	3,027	34.6%
Total Met	-	-	-	-	-	-	-	-	4,553	52.0%
Total Evaluated	2,972	3,598	655	27	3	1	1	323	7,580	86.6%
Not Earned/Not Eligible	-	-	-	-	-	-	-	-	1,177	13.4%
<b>Totals</b>	<b>-</b>	<b>-</b>	<b>-</b>	<b>-</b>	<b>-</b>	<b>-</b>	<b>-</b>	<b>-</b>	<b>8,757</b>	<b>100%</b>

## Performance Index Report



## Distinction Designation

## Postsecondary Readiness

Percent of Eligible Measures in Top Quartile  
73 out of 219 = 33%

**NO DISTINCTION EARNED**

AUSTIN ISD

1111 W 6th Street, Austin, TX 78703

Phone: (512) 414-1700

[www.austinisd.org](http://www.austinisd.org)

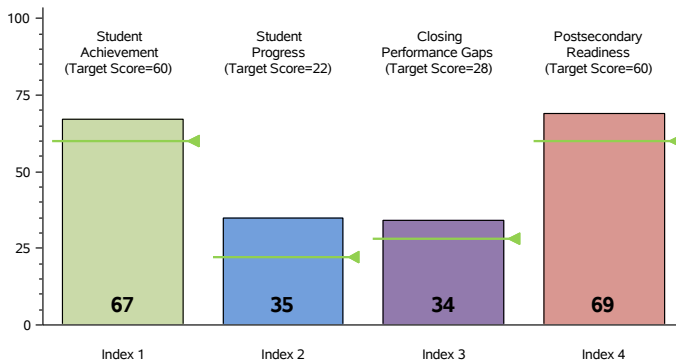
AUSTIN ISD		Met Standard				
District/Campus Name	Rating	Student Achievement	Student Progress	Closing Performance Gaps	Postsecondary Readiness	Campus Size
AKINS H S	Met Standard	Y	Y	Y	Y	2,671 Students
ANDERSON H S	Met Standard	Y	Y	Y	Y	2,212 Students
AUSTIN H S	Met Standard	Y	Y	Y	Y	2,142 Students
BOWIE H S	Met Standard	Y	Y	Y	Y	2,883 Students
CROCKETT H S	Met Standard	Y	Y	Y	Y	1,514 Students
EASTSIDE MEMORIAL	Met Standard	Y	Y	Y	Y	549 Students
GARZA INDEP.H S	Met Alt Std	Y		Y	Y	161 Students
INTERNATIONAL H S	Improvement	Y	Y		Y	261 Students
LANIER H S	Met Standard	Y	Y	Y	Y	1,657 Students
LASA H S	Met Standard	Y	Y	Y	Y	1,111 Students
LBJ HIGH SCHOOL	Met Standard	Y	Y	Y	Y	798 Students
MCCALLUM H S	Met Standard	Y	Y	Y	Y	1,747 Students
PREMIER H S AT LANIER	Met Alt Std	N	Y	Y	Y	98 Students
PREMIER H S AT TRAVIS	Met Alt Std	Y	Y	Y	Y	147 Students
REAGAN H S	Met Standard	Y	Y	Y	Y	1,253 Students
RICHARDS SCH FOR WOM	Met Standard	Y	Y	Y	Y	785 Students
TRAVIS H S	Met Standard	Y	Y	Y	Y	1,315 Students
AUSTIN ISD - Middle Schools						
District/Campus Name	Rating	Student Achievement	Student Progress	Closing Performance Gaps	Postsecondary Readiness	Campus Size
BAILEY M S	Met Standard	Y	Y	Y	Y	899 Students
BEDICHEK M S	Met Standard	Y	Y	Y	Y	883 Students
BURNET M S	Improvement	N	N	N	Y	1,040 Students
COVINGTON M S	Met Standard	Y	Y	Y	Y	615 Students
DOBIE M S	Met Standard	N	Y	Y	Y	598 Students
FULMORE M S	Met Standard	Y	Y	Y	Y	1,024 Students
GORZYCKI M S	Met Standard	Y	Y	Y	Y	1,279 Students
KEALING M S	Met Standard	Y	Y	Y	Y	1,224 Students
LAMAR M S	Met Standard	Y	Y	Y	Y	1,015 Students
MARTIN M S	Improvement	N	N	Y	Y	432 Students
MENDEZ M S	Improvement	N	N	N	N	711 Students
MURCHISON M S	Met Standard	Y	Y	Y	Y	1,328 Students
O HENRY M S	Met Standard	Y	Y	Y	Y	867 Students
PREDES M S	Met Standard	Y	Y	Y	Y	957 Students
SMALL M S	Met Standard	Y	Y	Y	Y	1,179 Students
WEBB M S	Met Standard	N	Y	Y	Y	677 Students
AUSTIN ISD - Elementary Schools						
District/Campus Name	Rating	Student Achievement	Student Progress	Closing Performance Gaps	Postsecondary Readiness	Campus Size
ALLISON EL	Met Standard	Y	Y	Y	Y	460 Students
ANDREWS EL	Met Standard	Y	Y	Y	Y	572 Students
BALDWIN EL	Met Standard	Y	Y	Y	Y	793 Students
BARANOFF EL	Met Standard	Y	Y	Y	Y	1,019 Students
BARRINGTON EL	Met Standard	Y	Y	Y	Y	542 Students
BARTON HILLS EL	Met Standard	Y	Y	Y	Y	426 Students
BECKER EL	Met Standard	Y	Y	Y	Y	431 Students
BLACKSHEAR EL	Met Standard	Y	Y	Y	Y	380 Students
BLANTON EL	Met Standard	Y	Y	Y	Y	486 Students
BLAZIER EL	Met Standard	Y	Y	Y	Y	811 Students
BOONE EL	Met Standard	Y	Y	Y	Y	568 Students
BRENTWOOD EL	Met Standard	Y	Y	Y	Y	641 Students
BROOKE EL	Improvement	Y	Y	Y	Y	272 Students
BROWN EL	Met Standard	N	Y	Y	Y	353 Students
BRYKER WOODS EL	Met Standard	Y	Y	Y	Y	442 Students
CAMPBELL EL	Met Standard	Y	Y	Y	Y	194 Students

AUSTIN ISD	Met Standard					
<b>AUSTIN ISD - Elementary Schools</b>						
District/Campus Name	Rating	Student Achievement	Student Progress	Closing Performance Gaps	Postsecondary Readiness	Campus Size
CASEY EL	Met Standard	Y	Y	Y	Y	633 Students
CASIS EL	Met Standard	Y	Y	Y	Y	817 Students
CLAYTON EL	Met Standard	Y	Y	Y	Y	852 Students
COOK EL	Met Standard	Y	Y	Y	Y	519 Students
COWAN EL	Met Standard	Y	Y	Y	Y	832 Students
CUNNINGHAM EL	Met Standard	Y	Y	Y	Y	412 Students
DAVIS EL	Met Standard	Y	Y	Y	Y	813 Students
DAWSON EL	Met Standard	Y	Y	Y	Y	339 Students
DOBIE PK CENTER	Met Standard					207 Students
DOSS EL	Met Standard	Y	Y	Y	Y	879 Students
GALINDO EL	Met Standard	Y	Y	Y	Y	588 Students
GOVALLE EL	Met Standard	N	Y	N	Y	470 Students
GRAHAM EL	Met Standard	Y	Y	Y	Y	686 Students
GUERRERO THOMPSON	Met Standard	Y	Y	Y	Y	667 Students
GULLETT EL	Met Standard	Y	Y	Y	Y	554 Students
HARRIS EL	Met Standard	Y	Y	Y	Y	614 Students
HART EL	Met Standard	Y	Y	Y	Y	697 Students
HIGHLAND PARK EL	Met Standard	Y	Y	Y	Y	651 Students
HILL EL	Met Standard	Y	Y	Y	Y	937 Students
HOUSTON EL	Met Standard	N	Y	Y	Y	680 Students
JORDAN EL	Met Standard	N	Y	Y	Y	712 Students
JOSLIN EL	Met Standard	Y	Y	Y	Y	261 Students
KIKER EL	Met Standard	Y	Y	Y	Y	1,046 Students
KOCUREK EL	Met Standard	Y	Y	Y	Y	538 Students
LANGFORD EL	Met Standard	Y	Y	Y	Y	619 Students
LEE EL	Met Standard	Y	Y	Y	Y	401 Students
LINDER EL	Met Standard	Y	Y	Y	Y	320 Students
MAPLEWOOD EL	Met Standard	Y	Y	Y	Y	497 Students
MATHEWS EL	Met Standard	Y	Y	Y	Y	442 Students
MCBEE EL	Met Standard	Y	Y	Y	Y	448 Students
MENCHACA EL	Met Standard	Y	Y	Y	Y	740 Students
METZ EL	Met Standard	Y	Y	Y	Y	305 Students
MILLS EL	Met Standard	Y	Y	Y	Y	843 Students
NORMAN EL	Improvement	N	N	N	Y	262 Students
OAK HILL EL	Met Standard	Y	Y	Y	Y	830 Students
OAK SPRINGS EL	Met Standard	Y	Y	Y	Y	324 Students
ODOM EL	Met Standard	Y	Y	Y	Y	507 Students
ORTEGA EL	Met Standard	Y	Y	Y	Y	306 Students
OVERTON EL	Met Standard	Y	Y	Y	Y	667 Students
PADRON EL	Met Standard	Y	Y	Y	Y	796 Students
PALM EL	Met Standard	Y	Y	Y	Y	470 Students
PATTON EL	Met Standard	Y	Y	Y	Y	981 Students
PEASE EL	Met Standard	Y	Y	Y	Y	242 Students
PECAN SPRINGS EL	Met Standard	N	Y	Y	Y	469 Students
PEREZ EL	Met Standard	Y	Y	Y	Y	723 Students
PICKLE EL	Improvement	N	Y	N	Y	637 Students
PILLOW EL	Met Standard	Y	Y	Y	Y	507 Students
PLEASANT HILL EL	Met Standard	Y	Y	Y	Y	502 Students
REILLY EL	Met Standard	Y	Y	Y	Y	268 Students
RIDGETOP EL	Met Standard	Y	Y	Y	Y	331 Students
RODRIGUEZ EL	Met Standard	Y	Y	Y	Y	591 Students
ROSEDALE	Met Standard	N	Y	Y		130 Students
SANCHEZ EL	Met Standard	Y	Y	Y	Y	353 Students
SIMS EL	Met Standard	Y	Y	Y	Y	231 Students
ST ELMO EL	Met Standard	Y	Y	Y	Y	284 Students
SUMMITT EL	Met Standard	Y	Y	Y	Y	828 Students
SUNSET VALLEY EL	Met Standard	Y	Y	Y	Y	532 Students
TRAVIS HTS EL	Met Standard	Y	Y	Y	Y	547 Students
WALNUT CREEK EL	Met Standard	Y	Y	Y	Y	603 Students
WEBB PRI CENTER	Met Standard	Y	Y	Y	Y	262 Students
WIDEN EL	Met Standard	N	Y	Y	Y	558 Students
WILLIAMS EL	Met Standard	Y	Y	Y	Y	458 Students
WINN EL	Met Standard	Y	Y	Y	Y	241 Students
WOOLDRIDGE EL	Met Standard	Y	Y	Y	Y	611 Students
WOOTEN EL	Met Standard	Y	Y	Y	Y	567 Students
ZAVALA EL	Met Standard	Y	Y	Y	Y	357 Students
ZILKER EL	Met Standard	Y	Y	Y	Y	562 Students





## Performance Index Report



## Distinction Designation

### Postsecondary Readiness

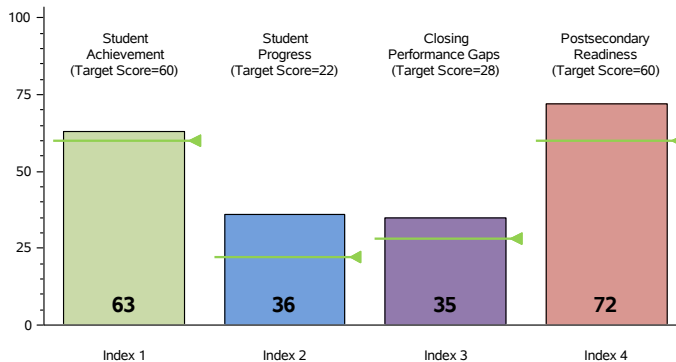
Percent of Eligible Measures in Top Quartile  
3 out of 29 = 10%

**NO DISTINCTION EARNED**

BASTROP ISD  
906 Farm Street, Bastrop, TX 78602  
Phone: (512) 772-7100 | Fax: (512) 321-1371  
[www.bisdtx.org](http://www.bisdtx.org)

BASTROP ISD	Met Standard					
District/Campus Name	Rating	Student Achievement	Student Progress	Closing Performance Gaps	Postsecondary Readiness	Campus Size
BASTROP H S	Met Standard	Y	Y	Y	Y	1,326 Students
CEDAR CREEK H S	Met Standard	Y	Y	Y	Y	1,476 Students
COLO RIVER COLLEGIATE	Met Standard	Y	Y	Y	Y	161 Students
GENESIS H S	Met Alt Std	Y		Y	Y	76 Students
<b>BASTROP ISD - Middle Schools</b>						
BASTROP MIDDLE	Met Standard	Y	Y	Y	Y	754 Students
CEDAR CREEK MIDDLE	Met Standard	Y	Y	Y	Y	852 Students
<b>BASTROP ISD - Elementary Schools</b>						
BASTROP INT	Met Standard	Y	Y	Y	Y	729 Students
BLUEBONNET EL	Met Standard	Y	Y	Y	Y	832 Students
CEDAR CREEK EL	Met Standard	Y	Y	Y	Y	788 Students
CEDAR CREEK INT	Met Standard	Y	Y	Y	Y	866 Students
EMILE EL	Met Standard	Y	Y	Y	Y	564 Students
LOST PINES EL	Met Standard	Y	Y	Y	Y	746 Students
MINA EL	Met Standard	Y	Y	Y	Y	614 Students
RED ROCK EL	Met Standard	Y	Y	Y	Y	689 Students

## Performance Index Report



## Distinction Designation

### Postsecondary Readiness

Percent of Eligible Measures in Top Quartile  
5 out of 20 = 25%

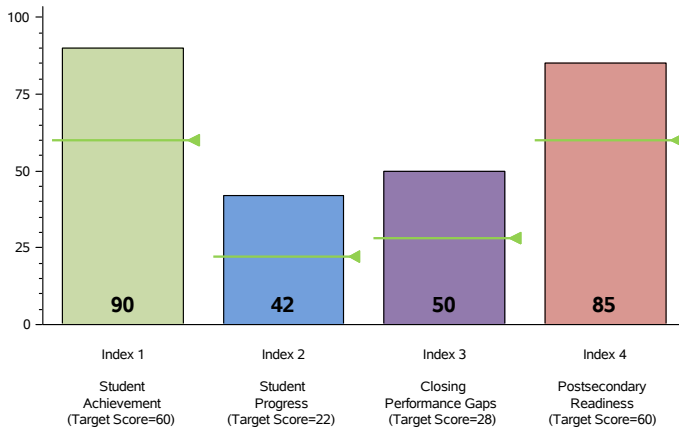
**NO DISTINCTION EARNED**

DEL VALLE ISD  
5301 Ross Rd, Del Valle, TX 78617  
512.386.3000  
[www.dvisd.net](http://www.dvisd.net)

DEL VALLE ISD	Met Standard					
District/Campus Name	Rating	Student Achievement	Student Progress	Closing Performance Gaps	Postsecondary Readiness	Campus Size
DEL VALLE H S	Met Standard	Y	Y	Y	Y	2,994 Students
<b>DEL VALLE ISD - Middle Schools</b>						
DAILEY MIDDLE	Met Standard	N	Y	Y	Y	681 Students
DEL VALLE MIDDLE	Met Standard	Y	Y	Y	Y	947 Students
JOHN P OJEDA   H	Met Standard	Y	Y	Y	Y	911 Students
<b>DEL VALLE ISD - Elementary Schools</b>						
BATY EL	Met Standard	Y	Y	Y	Y	706 Students
CREEDMOOR EL	Met Standard	Y	Y	Y	Y	700 Students
DEL VALLE EL	Met Standard	Y	Y	Y	Y	801 Students
HILLCREST EL	Met Standard	Y	Y	Y	Y	555 Students
HORNSBY-DUNLAP EL	Improvement	N	Y	Y	Y	594 Students
JOSEPH GILBERT EL	Improvement	Y	Y	Y	Y	610 Students
POPHAM EL	Met Standard	Y	Y	Y	Y	772 Students
SMITH EL	Met Standard	Y	Y	Y	Y	791 Students

# DRIPPING SPRINGS ISD

## Performance Index Report



## Distinction Designation

### Postsecondary Readiness

Percent of Eligible Measures in Top Quartile  
2 out of 13 = 15%

**NO DISTINCTION EARNED**

DRIPPING SPRINGS ISD

510 W. Mercer St., Dripping Springs, TX 78620

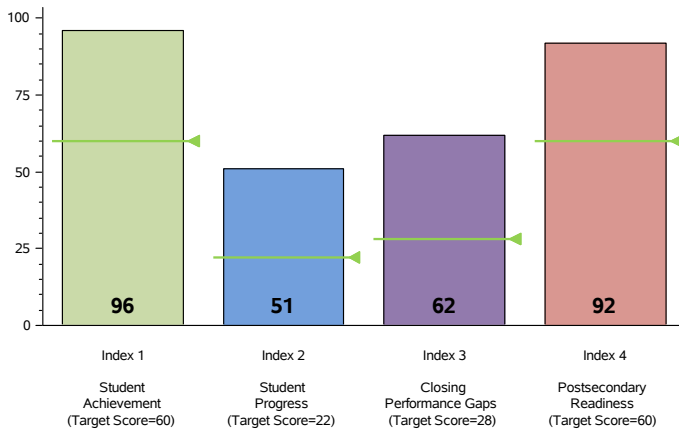
Phone: (512) 858-3000 | Fax: (512) 858-3099

[www.dsisdtx.us](http://www.dsisdtx.us)

DRIPPING SPRINGS ISD	Met Standard					
District/Campus Name	Rating	Student Achievement	Student Progress	Closing Performance Gaps	Postsecondary Readiness	Campus Size
DRIPPING SPRINGS H S	Met Standard	Y	Y	Y	Y	1,748 Students
<b>DRIPPING SPRINGS ISD - Middle Schools</b>						
DRIPPING SPRINGS MS	Met Standard	Y	Y	Y	Y	1,432 Students
<b>DRIPPING SPRINGS ISD - Elementary Schools</b>						
DRIPPING SPRINGS EL	Met Standard	Y	Y	Y	Y	992 Students
ROOSTER SPRINGS EL	Met Standard	Y	Y	Y	Y	933 Students
WALNUT SPRINGS EL	Met Standard	Y	Y	Y	Y	877 Students

# EANES ISD

## Performance Index Report



## Distinction Designation



### Postsecondary Readiness

Percent of Eligible Measures in Top Quartile  
10 out of 17 = 59%

**DISTINCTION EARNED**

EANES ISD

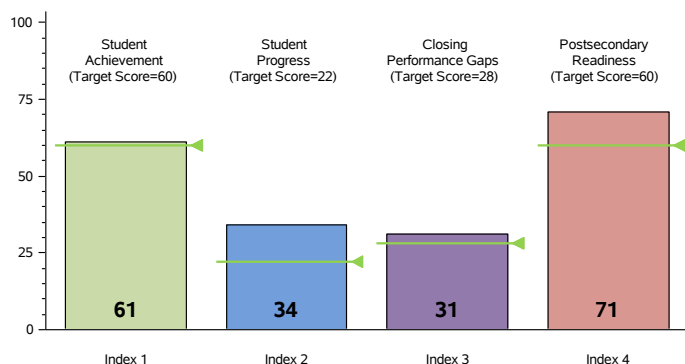
601 Camp Craft Road, Austin TX 78746

Phone: (512) 732-9000

[www.eanesisd.net](http://www.eanesisd.net)

EANES ISD	Met Standard					
District/Campus Name	Rating	Student Achievement	Student Progress	Closing Performance Gaps	Postsecondary Readiness	Campus Size
WESTLAKE H S	Met Standard	Y	Y	Y	Y	2,655 Students
<b>EANES ISD - Middle Schools</b>						
HILL COUNTRY MIDDLE	Met Standard	Y	Y	Y	Y	1,056 Students
WEST RIDGE MIDDLE	Met Standard	Y	Y	Y	Y	932 Students
<b>EANES ISD - Elementary Schools</b>						
BARTON CREEK EL	Met Standard	Y	Y	Y	Y	498 Students
BRIDGE POINT EL	Met Standard	Y	Y	Y	Y	709 Students
CEDAR CREEK EL	Met Standard	Y	Y	Y	Y	492 Students
EANES EL	Met Standard	Y	Y	Y	Y	671 Students
FOREST TRAIL EL	Met Standard	Y	Y	Y	Y	578 Students
VALLEY VIEW EL	Met Standard	Y	Y	Y	Y	498 Students

## Performance Index Report



## Distinction Designation

### Postsecondary Readiness

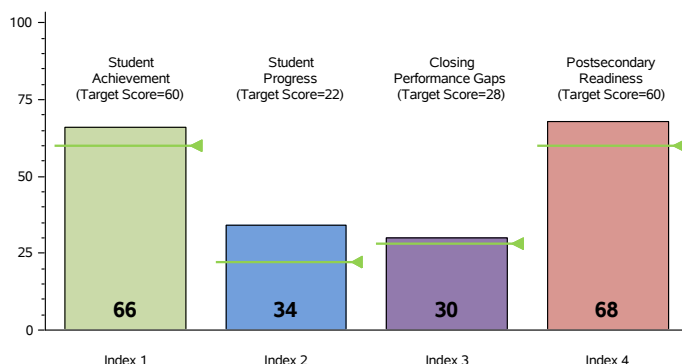
Percent of Eligible Measures in Top Quartile  
3 out of 13 = 23%

**NO DISTINCTION EARNED**

ELGIN ISD  
1002 N. Avenue C Elgin, TX 78621  
Phone: (512) 281-3434  
[www.elginisd.net](http://www.elginisd.net)

ELGIN ISD	Met Standard					
District/Campus Name	Rating	Student Achievement	Student Progress	Closing Performance Gaps	Postsecondary Readiness	Campus Size
ELGIN H S	Met Standard	Y	Y	Y	Y	1,246 Students
PHOENIX H S	Improvement	N		Y	Y	49 Students
<b>ELGIN ISD - Middle Schools</b>						
ELGIN MIDDLE	Met Standard	Y	Y	Y	Y	923 Students
<b>ELGIN ISD - Elementary Schools</b>						
BOOKER T WASH. EL	Improvement	N	Y	N	Y	608 Students
ELGIN EL	Improvement	N	Y	N	Y	818 Students
NEIDIG EL	Met Standard	N	Y	Y	Y	651 Students

## Performance Index Report



## Distinction Designation

### Postsecondary Readiness

Percent of Eligible Measures in Top Quartile  
1 out of 10 = 10%

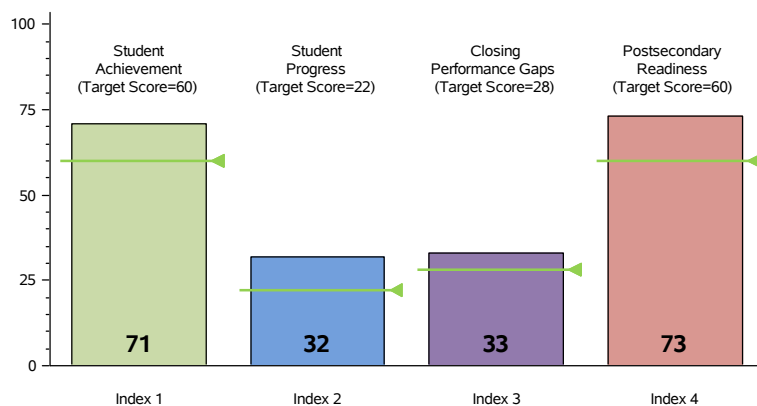
**NO DISTINCTION EARNED**

FLORENCE ISD  
306 College Ave, Florence, TX 76527  
Phone: (254) 793-2850  
[www.florenceisd.net](http://www.florenceisd.net)

FLORENCE ISD	Met Standard					
District/Campus Name	Rating	Student Achievement	Student Progress	Closing Performance Gaps	Postsecondary Readiness	Campus Size
FLORENCE H S	Met Standard	Y	Y	Y	Y	304 Students
<b>FLORENCE ISD - Middle Schools</b>						
FLORENCE MIDDLE	Met Standard	Y	Y	Y	Y	254 Students
<b>FLORENCE ISD - Elementary Schools</b>						
FLORENCE EL	Met Standard	Y	Y	Y	Y	465 Students



## Performance Index Report



## Distinction Designation

### Postsecondary Readiness

Percent of Eligible Measures in Top Quartile  
6 out of 30 = 20%

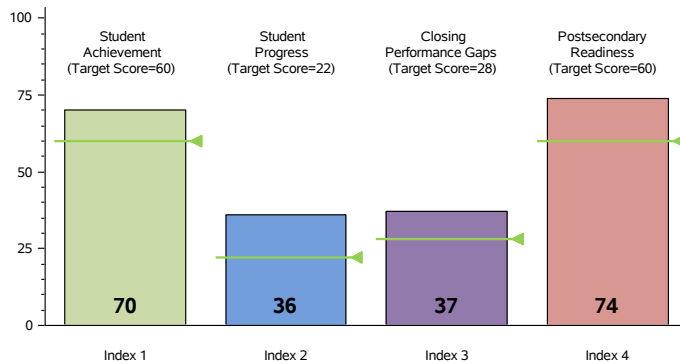
**NO DISTINCTION EARNED**

GEORGETOWN ISD  
603 Lakeway Drive Georgetown, TX 78628  
Phone: (512) 943-5000  
[www.georgetownisd.org](http://www.georgetownisd.org)

GEORGETOWN ISD	Met Standard					
District/Campus Name	Rating	Student Achievement	Student Progress	Closing Performance Gaps	Postsecondary Readiness	Campus Size
CHIP RICHARTE H S	Met Alt Std	Y	Y	Y	Y	69 Students
EAST VIEW H S	Met Standard	Y	Y	Y	Y	1,550 Students
GEORGETOWN H S	Met Standard	Y	Y	Y	Y	1,926 Students
<b>GEORGETOWN ISD - Middle Schools</b>						
CHARLES A FORBES MS	Met Standard	Y	Y	Y	Y	800 Students
DOUGLAS BENOLD MS	Met Standard	Y	Y	Y	Y	925 Students
JAMES TIPPIT MS	Met Standard	Y	Y	Y	Y	898 Students
<b>GEORGETOWN ISD - Elementary Schools</b>						
ANNIE PURL EL	Improvement					446 Students
CARVER EL	Met Standard	Y	Y	Y	Y	844 Students
DELL PICKETT EL	Met Standard	Y	Y	Y	Y	599 Students
FROST EL	Met Standard	Y	N	Y	Y	423 Students
JAMES E MITCHELL EL	Improvement	N	N	N	Y	537 Students
JO ANN FORD EL	Met Standard	Y	Y	Y	Y	548 Students
PAT COOPER EL	Improvement	Y	Y	N	Y	526 Students
RAYE MCCOY EL	Met Standard	Y	Y	Y	Y	599 Students
VILLAGE EL	Met Standard	Y	Y	Y	Y	552 Students
WILLIAMS EL	Met Standard	Y	Y	N	Y	389 Students



## Performance Index Report



## Distinction Designation

### Postsecondary Readiness

Percent of Eligible Measures in Top Quartile  
1 out of 37 = 3%

**NO DISTINCTION EARNED**

HAYS ISD  
21003 IH 35, Kyle, Texas 78640  
Phone: (512) 268-2141  
[www.hayscisd.net](http://www.hayscisd.net)

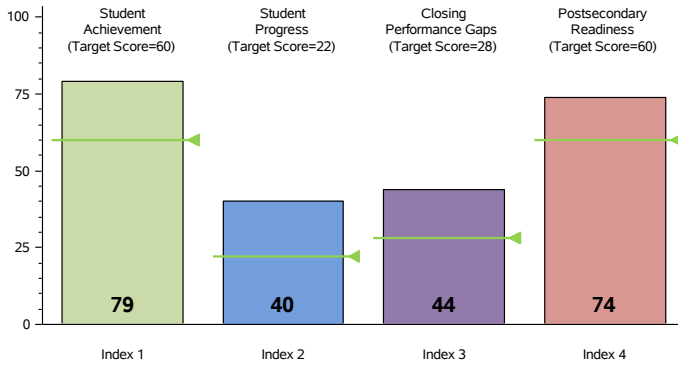
HAYS CISD	Met Standard					
District/Campus Name	Rating	Student Achievement	Student Progress	Closing Performance Gaps	Postsecondary Readiness	Campus Size
JACK C HAYS H S	Met Standard	Y	Y	Y	Y	2,735 Students
LEHMAN H S	Met Standard	Y	Y	Y	Y	2,499 Students
LIVE OAK ACADEMY	Met Alt Std	Y	Y	Y	Y	193 Students
<b>HAYS CISD - Middle Schools</b>						
ARMANDO CHAPA MIDDLE	Met Standard	Y	Y	Y	Y	782 Students
D J RED SIMON MIDDLE	Met Standard	Y	Y	Y	Y	716 Students
DR T C MCCORMICK	Met Standard	Y	Y	Y	Y	653 Students
ERIC DAHLSTROM MIDDLE	Met Standard	Y	Y	Y	Y	878 Students
LAURA B WALLACE MIDDLE	Met Standard	Y	Y	Y	Y	795 Students
R C BARTON MIDDLE	Met Standard	Y	Y	Y	Y	648 Students
<b>HAYS CISD - Elementary Schools</b>						
BLANCO VISTA EL	Met Standard	Y	Y	Y	Y	766 Students
BUDA EL	Met Standard	Y	Y	Y	Y	542 Students
CAMINO REAL EL	Met Standard	N	Y	Y	Y	776 Students
CARPENTER HILL EL	Met Standard	Y	Y	Y	Y	641 Students
ELM GROVE EL	Met Standard	Y	Y	Y	Y	778 Students
HEMPHILL EL	Improvement	N	Y	N	N	844 Students
KYLE EL	Met Standard	Y	Y	Y	Y	680 Students
LAURA B NEGLEY EL	Met Standard	Y	Y	Y	Y	758 Students
RALPH PFLUGER EL	Met Standard	Y	Y	Y	Y	678 Students
SCIENCE HALL EL	Improvement	N	Y	N	Y	742 Students
SUSIE FUENTES EL	Met Standard	Y	Y	Y	Y	622 Students
TOBIAS EL	Met Standard	Y	N	Y	Y	691 Students
TOM GREEN EL	Met Standard	Y	Y	Y	Y	721 Students





# HUTTO ISD

## Performance Index Report



## Distinction Designation

### Postsecondary Readiness

Percent of Eligible Measures in Top Quartile  
1 out of 17 = 6%

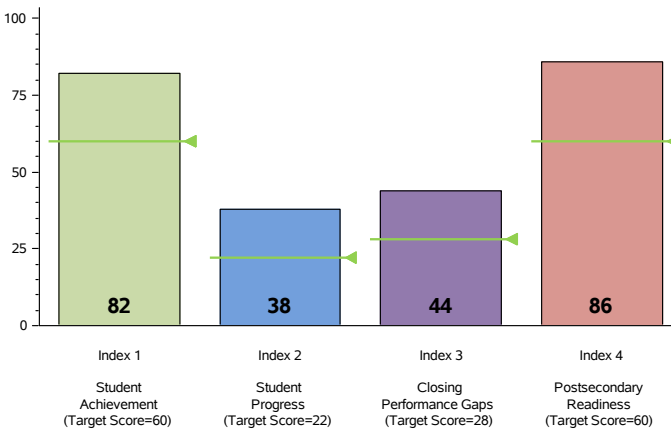
**NO DISTINCTION EARNED**

HUTTO ISD  
200 College Street, Hutto, TX 78634  
Phone: (512) 759-3771  
[www.hipponation.org](http://www.hipponation.org)

HUTTO ISD	Met Standard					
District/Campus Name	Rating	Student Achievement	Student Progress	Closing Performance Gaps	Postsecondary Readiness	Campus Size
HUTTO H S	Met Standard	Y	Y	Y	Y	1,897 Students
<b>HUTTO ISD - Middle Schools</b>						
FARLEY MIDDLE	Met Standard	Y	Y	Y	Y	833 Students
HUTTO MIDDLE	Met Standard	Y	Y	Y	Y	770 Students
<b>HUTTO ISD - Elementary Schools</b>						
COTTONWOOD CREEK EL	Met Standard	Y	Y	Y	Y	648 Students
HOWARD NORMAN	Met Standard	Y	Y	Y	Y	585 Students
HUTTO EL	Met Standard	Y	Y	Y	Y	447 Students
NADINE JOHNSON EL	Met Standard	Y	Y	Y	Y	417 Students
RAY EL	Met Standard	Y	Y	Y	Y	689 Students
VETERANS HILL EL	Met Standard	Y	Y	Y	Y	637 Students

# LAGO VISTA ISD

## Performance Index Report



## Distinction Designation

### Postsecondary Readiness

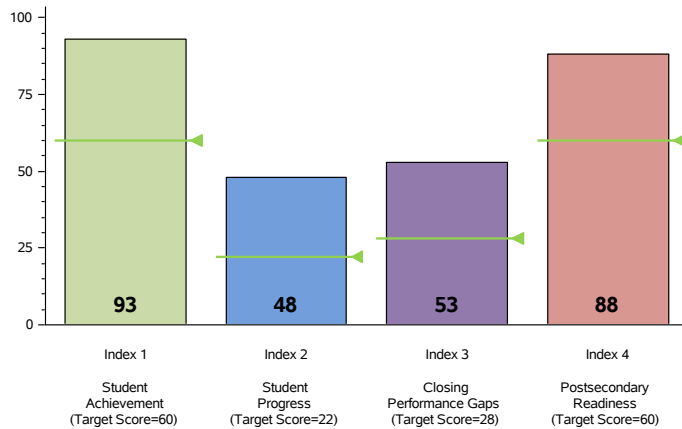
Percent of Eligible Measures in Top Quartile  
2 out of 12 = 17%

**NO DISTINCTION EARNED**

LAGO VISTA ISD  
8039 Bar-K Ranch Road, Lago Vista, Texas 78645  
Phone: (512) 267-8300  
[www.lagovistaisd.net](http://www.lagovistaisd.net)

LAGO VISTA ISD	Met Standard					
District/Campus Name	Rating	Student Achievement	Student Progress	Closing Performance Gaps	Postsecondary Readiness	Campus Size
LAGO VISTA H S	Met Standard	Y	Y	Y	Y	433 Students
<b>LAGO VISTA ISD - Middle Schools</b>						
LAGO VISTA MIDDLE	Met Standard	Y	Y	Y	Y	359 Students
<b>LAGO VISTA ISD - Elementary Schools</b>						
LAGO VISTA EL	Met Standard	Y	Y	Y	Y	424 Students
LAGO VISTA INT	Met Standard	Y	Y	Y	Y	232 Students

## Performance Index Report



## Distinction Designation

### Postsecondary Readiness

Percent of Eligible Measures in Top Quartile  
2 out of 17 = 12%

**NO DISTINCTION EARNED**

LAKE TRAVIS ISD

3322 Ranch Road 620 South, Austin, TX 78738

Phone: (512) 533-6000

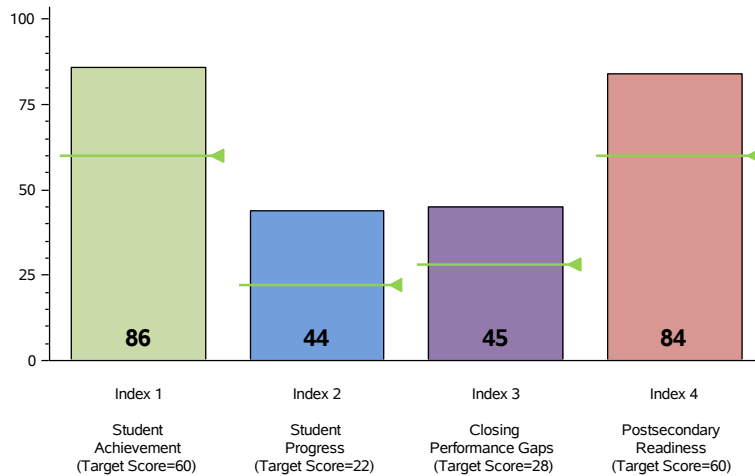
[www.ltidschools.org](http://www.ltidschools.org)

LAKE TRAVIS ISD	Met Standard					
District/Campus Name	Rating	Student Achievement	Student Progress	Closing Performance Gaps	Postsecondary Readiness	Campus Size
LAKE TRAVIS H S	Met Standard	Y	Y	Y	Y	2,820 Students
<b>LAKE TRAVIS ISD - Middle Schools</b>						
HUDSON BEND MIDDLE	Met Standard	Y	Y	Y	Y	1,180 Students
LAKE TRAVIS MIDDLE	Met Standard	Y	Y	Y	Y	1,262 Students
<b>LAKE TRAVIS ISD - Elementary Schools</b>						
BEE CAVE EL	Met Standard	Y	Y	Y	Y	684 Students
LAKE POINTE EL	Met Standard	Y	Y	Y	Y	728 Students
LAKE TRAVIS EL	Met Standard	Y	Y	Y	Y	920 Students
LAKEWAY EL	Met Standard	Y	Y	Y	Y	714 Students
SERENE HILLS EL	Met Standard	Y	Y	Y	Y	809 Students
WEST CYPRESS HILLS EL	Met Standard	Y	Y	Y	Y	674 Students



## Performance Index Report

## Distinction Designation



### Postsecondary Readiness

Percent of Eligible Measures in Top Quartile  
19 out of 79 = 24%

**NO DISTINCTION EARNED**

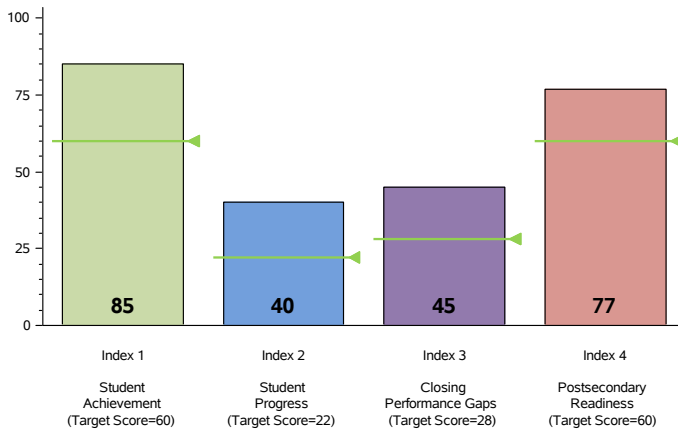
LEANDER ISD  
204 W. South Street P.O. Box 218  
Leander, TX 78646-0218

Phone: (512) 570-0000  
[www.leanderisd.org](http://www.leanderisd.org)

LEANDER ISD	Met Standard					
District/Campus Name	Rating	Student Achievement	Student Progress	Closing Performance Gaps	Postsecondary Readiness	Campus Size
CEDAR PARK H S	Met Standard	Y	Y	Y	Y	2,016 Students
GLENN HS	Met Standard	Y	Y	Y	Y	665 Students
LEANDER H S	Met Standard	Y	Y	Y	Y	2,118 Students
NEW HOPE H S	Met Alt Std	Y			Y	46 Students
ROUSE H S	Met Standard	Y	Y	Y	Y	2,356 Students
VANDEGRIFT H S	Met Standard	Y	Y	Y	Y	2,463 Students
VISTA RIDGE H S	Met Standard	Y	Y	Y	Y	1,990 Students
<b>LEANDER ISD - Middle Schools</b>						
ARTIE L HENRY MIDDLE	Met Standard	Y	Y	Y	Y	1,326 Students
CANYON RIDGE MIDDLE	Met Standard	Y	Y	Y	Y	1,397 Students
CEDAR PARK MIDDLE	Met Standard	Y	Y	Y	Y	1,409 Students
FLORENCE W STILES MS	Met Standard	Y	Y	Y	Y	1,171 Students
FOUR POINTS MIDDLE	Met Standard	Y	Y	Y	Y	734 Students
KNOX WILEY MIDDLE	Met Standard	Y	Y	Y	Y	989 Students
LEANDER MIDDLE	Met Standard	Y	Y	Y	Y	979 Students
RUNNING BRUSHY MS	Met Standard	Y	Y	Y	Y	1,253 Students
<b>LEANDER ISD - Elementary Schools</b>						
ADA MAE FAUBION EL	Met Standard	Y	Y	Y	Y	471 Students
BAGDAD EL	Met Standard	Y	Y	Y	Y	619 Students
BLOCK HOUSE CREEK EL	Met Standard	Y	Y	Y	Y	656 Students
C C MASON EL	Met Standard	Y	Y	Y	Y	609 Students
CHRISTINE CAMACHO EL	Met Standard	Y	Y	Y	Y	707 Students
CHARLOTTE COX EL	Met Standard	Y	Y	Y	Y	674 Students
CYPRESS EL	Met Standard	Y	Y	Y	Y	728 Students
DEER CREEK EL	Met Standard	Y	Y	Y	Y	673 Students
GRANDVIEW HILLS EL	Met Standard	Y	Y	Y	Y	486 Students
JIM PLAIN EL	Met Standard	Y	Y	Y	Y	710 Students
LAURA WELCH BUSH EL	Met Standard	Y	Y	Y	Y	795 Students
LOIS F GIDDENS EL	Met Standard	Y	Y	Y	Y	533 Students
OFFICER LEO A REED EL	Met Standard	Y	Y	Y	Y	746 Students
PARKSIDE EL	Met Standard	Y	Y	Y	Y	1,135 Students
PATRICIA KNOWLES EL	Met Standard	Y	Y	Y	Y	657 Students
PAULINE NAUMANN EL	Met Standard	Y	Y	Y	Y	472 Students
PLEASANT HILL EL	Met Standard	Y	Y	Y	Y	823 Students
RIVER PLACE EL	Met Standard	Y	Y	Y	Y	815 Students
RIVER RIDGE EL	Met Standard	Y	Y	Y	Y	730 Students
RONALD REAGAN EL	Met Standard	Y	Y	Y	Y	874 Students
RUTLEDGE EL	Met Standard	Y	Y	Y	Y	804 Students
STEINER RANCH EL	Met Standard	Y	Y	Y	Y	604 Students
WESTSIDE EL	Met Standard	Y	Y	Y	Y	557 Students
WHITESTONE EL	Met Standard	Y	Y	Y	Y	746 Students
WILLIAM J WINKLEY EL	Met Standard	Y	Y	Y	Y	652 Students

# LIBERTY HILL ISD

## Performance Index Report



## Distinction Designation

### Postsecondary Readiness

Percent of Eligible Measures in Top Quartile  
1 out of 12 = 8%

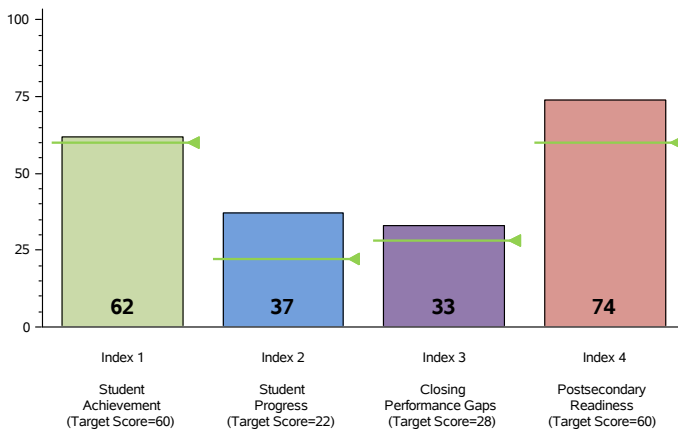
**NO DISTINCTION EARNED**

LIBERTY HILL ISD  
301 Forrest St, Liberty Hill, TX 78642  
Phone: (512) 260-5580  
[www.libertyhill.txed.net](http://www.libertyhill.txed.net)

LIBERTY HILL ISD	Met Standard					
District/Campus Name	Rating	Student Achievement	Student Progress	Closing Performance Gaps	Postsecondary Readiness	Campus Size
LIBERTY HILL H S	Met Standard	Y	Y	Y	Y	1,104 Students
<b>LIBERTY HILL ISD - Middle Schools</b>						
LIBERTY HILL J H	Met Standard	Y	Y	Y	Y	564 Students
LIBERTY HILL INT	Met Standard	Y	Y	Y	Y	581 Students
<b>LIBERTY HILL ISD - Elementary Schools</b>						
BILL BURDEN EL	Met Standard	Y	Y	Y	Y	864 Students
LIBERTY HILL EL (Paired)	Met Standard					559 Students

# MANOR ISD

## Performance Index Report



## Distinction Designation

### Postsecondary Readiness

Percent of Eligible Measures in Top Quartile  
12 out of 28 = 43%

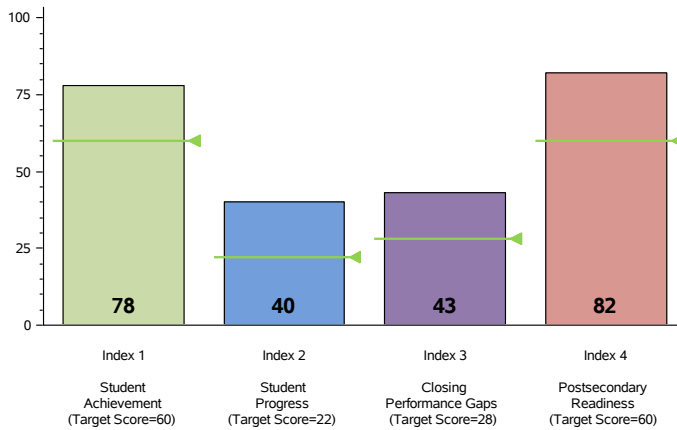
**NO DISTINCTION EARNED**

MANOR ISD  
10335 US Hwy 290E, Manor, TX 78653  
Phone: (512) 278-4000  
[www.manorisd.net](http://www.manorisd.net)

MANOR ISD	Met Standard					
District/Campus Name	Rating	Student Achievement	Student Progress	Closing Performance Gaps	Postsecondary Readiness	Campus Size
MANOR EXCEL ACADEMY	Met Alt Std	N	Y	Y	Y	58 Students
MANOR H S	Met Standard	Y	Y	Y	Y	1,814 Students
MANOR NEW TECH. HS	Met Standard	Y	Y	Y	Y	391 Students
<b>MANOR ISD - Middle Schools</b>						
DECKER MIDDLE	Met Standard	Y	Y	Y	Y	840 Students
MANOR MIDDLE	Improvement	N	N	N	Y	1,018 Students
<b>MANOR ISD - Elementary Schools</b>						
BLAKE MANOR EL	Met Standard	Y	Y	Y	Y	671 Students
BLUEBONNET TRAIL EL	Met Standard	Y	Y	Y	Y	553 Students
DECKER EL	Met Standard	Y	Y	Y	Y	517 Students
MANOR EL	Met Standard	Y	Y	Y	Y	493 Students
OAK MEADOWS EL	Met Standard	N	Y	Y	Y	616 Students
PIONEER CROSSING EL	Met Standard	Y	Y	Y	Y	627 Students
PRES. MEADOWS EL	Met Standard	N	Y	Y	Y	512 Students
SHADOWGLEN EL	Met Standard	Y	Y	Y	Y	724 Students

# PFLUGERVILLE ISD

## Performance Index Report



## Distinction Designation

### Postsecondary Readiness

Percent of Eligible Measures in Top Quartile  
10 out of 51 = 20%

**NO DISTINCTION EARNED**

PFLUGERVILLE ISD

1401 W. Pecan Street, Pflugerville, TX 78660

Phone: (512) 594-0000

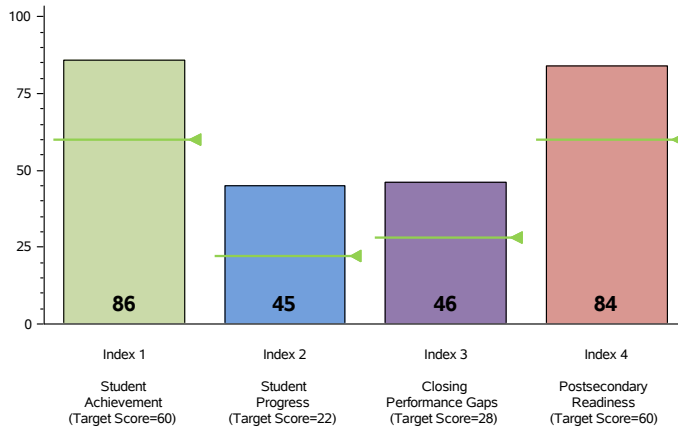
[www.pfisd.net](http://www.pfisd.net)

PFLUGERVILLE ISD	Met Standard					
District/Campus Name	Rating	Student Achievement	Student Progress	Closing Performance Gaps	Postsecondary Readiness	Campus Size
HENDRICKSON H S	Met Standard	Y	Y	Y	Y	3,258 Students
JOHN B CONNALLY H S	Met Standard	Y	Y	Y	Y	1,881 Students
PFLUGERVILLE H S	Met Standard	Y	Y	Y	Y	2,084 Students
<b>PFLUGERVILLE ISD - Middle Schools</b>						
CELE MIDDLE	Met Standard	Y	Y	Y	Y	895 Students
DESSAU MIDDLE	Met Standard	Y	Y	Y	Y	792 Students
KELLY LANE MIDDLE	Met Standard	Y	Y	Y	Y	1,205 Students
PARK CREST MIDDLE	Met Standard	Y	Y	Y	Y	903 Students
PFLUGERVILLE MIDDLE	Met Standard	Y	Y	Y	Y	944 Students
WESTVIEW MIDDLE	Met Standard	Y	Y	Y	Y	802 Students
<b>PFLUGERVILLE ISD - Elementary Schools</b>						
BROOKHOLLOW EL	Met Standard	Y	Y	Y	Y	420 Students
CALDWELL EL	Met Standard	Y	Y	Y	Y	686 Students
COPPERFIELD EL	Met Standard	Y	Y	Y	Y	443 Students
DEARING PRI	Met Standard	Y	Y	Y	Y	570 Students
DELCO PRI (Paired)	Met Standard					658 Students
DESSAU EL	Met Standard	Y	Y	Y	Y	2,084 Students
HIGHLAND PARK EL	Met Standard	Y	Y	Y	Y	825 Students
MURCHISON EL	Met Standard	Y	Y	Y	Y	786 Students
NORTHWEST EL	Met Standard	Y	Y	Y	Y	2,084 Students
PARMER LANE EL	Met Standard	Y	Y	Y	Y	491 Students
PFLUGERVILLE EL	Met Standard	Y	Y	Y	Y	469 Students
RIOJAS EL	Met Standard	Y	Y	Y	Y	952 Students
RIVER OAKS EL	Met Standard	Y	Y	Y	Y	544 Students
ROWE LANE EL	Met Standard	Y	Y	Y	Y	893 Students
RUTH BARRON EL	Met Standard	Y	Y	Y	Y	732 Students
SPRINGHILL EL	Met Standard	Y	Y	Y	Y	579 Students
TIMMERMAN EL	Met Standard	Y	Y	Y	Y	406 Students
WIELAND EL	Met Standard	Y	Y	Y	Y	407 Students
WINDERMERE EL	Met Standard	Y	Y	Y	Y	431 Students
WINDERMERE PRI	Met Standard					406 Students





## Performance Index Report



## Distinction Designation

### Postsecondary Readiness

Percent of Eligible Measures in Top Quartile  
39 out of 90 = 43%

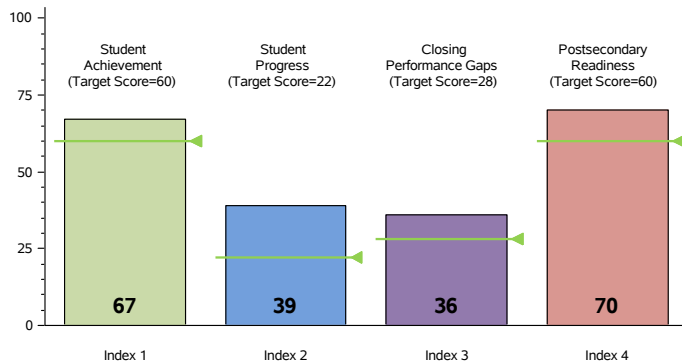
**NO DISTINCTION EARNED**

ROUND ROCK ISD  
1311 Round Rock Ave., Round Rock, Texas 78681  
Phone: (512) 464-5000  
[www.roundrockisd.org](http://www.roundrockisd.org)

ROUND ROCK ISD	Met Standard					
District/Campus Name	Rating	Student Achievement	Student Progress	Closing Performance Gaps	Postsecondary Readiness	Campus Size
CEDAR RIDGE H S	Met Standard	Y	Y	Y	Y	2,721 Students
MCNEIL H S	Met Standard	Y	Y	Y	Y	2,640 Students
RR EARLY COLLEGE HS	Met Standard	Y	N	Y	Y	109 Students
ROUND ROCK H S	Met Standard	Y	Y	Y	Y	3,199 Students
STONY POINT H S	Met Standard	Y	Y	Y	Y	2,628 Students
SUCCESS H S	Met Alt Std	Y	Y	Y	Y	341 Students
WESTWOOD H S	Met Standard	Y	Y	Y	Y	2,678 Students
<b>ROUND ROCK ISD - Middle Schools</b>						
C D FULKES MIDDLE	Met Standard	Y	Y	Y	Y	692 Students
CANYON VISTA MIDDLE	Met Standard	Y	Y	Y	Y	1,369 Students
CEDAR VALLEY MIDDLE	Met Standard	Y	Y	Y	Y	1,444 Students
CHISHOLM TRAIL MIDDLE	Met Standard	Y	Y	Y	Y	1,036 Students
DEERPARK MIDDLE	Met Standard	Y	Y	Y	Y	918 Students
HOPEWELL MIDDLE	Met Standard	Y	Y	Y	Y	1,058 Students
JAMES GARLAND WALSH MS	Met Standard	Y	Y	Y	Y	1,688 Students
NOEL GRISHAM MIDDLE	Met Standard	Y	Y	Y	Y	704 Students
PFC R. P HERNANDEZ MS	Met Standard	Y	Y	Y	Y	804 Students
RIDGEVIEW MS	Met Standard	Y	Y	Y	Y	1,361 Students
<b>ROUND ROCK ISD - Elementary Schools</b>						
ANDERSON MILL EL	Met Standard	Y	Y	Y	Y	500 Students
BLACKLAND PRAIRIE EL	Met Standard	Y	Y	Y	Y	769 Students
BLUEBONNET EL	Met Standard	Y	Y	Y	Y	438 Students
BRUSHY CREEK EL	Met Standard	Y	Y	Y	Y	803 Students
CACTUS RANCH EL	Met Standard	Y	Y	Y	Y	995 Students
CALDWELL HEIGHTS EL	Met Standard	Y	Y	Y	Y	428 Students
CANYON CREEK EL	Met Standard	Y	Y	Y	Y	690 Students
CHANDLER OAKS EL	Met Standard	Y	Y	Y	Y	546 Students
CLAUDE BERKMAN EL	Met Standard	Y	Y	Y	Y	476 Students
DEEP WOOD EL	Met Standard	Y	Y	Y	Y	339 Students
DOUBLE FILE TRAIL EL	Met Standard	Y	Y	Y	Y	648 Students
ELSA ENGLAND EL	Met Standard	Y	Y	Y	Y	970 Students
FERN BLUFF EL	Met Standard	Y	Y	Y	Y	630 Students
FOREST CREEK EL	Met Standard	Y	Y	Y	Y	853 Students
FOREST NORTH EL	Met Standard	Y	Y	Y	Y	362 Students
GATTIS EL	Met Standard	Y	Y	Y	Y	690 Students
GREAT OAKS EL	Met Standard	Y	Y	Y	Y	695 Students
JOE LEE JOHNSON	Met Standard	Y	Y	Y	Y	522 Students
JOLLYVILLE EL	Met Standard	Y	Y	Y	Y	430 Students
KATHY CARAWAY EL	Met Standard	Y	Y	Y	Y	761 Students
LAUREL MOUNTAIN EL	Met Standard	Y	Y	Y	Y	786 Students
LINDA HERRINGTON EL	Met Standard	Y	Y	Y	Y	1,000 Students
LIVE OAK EL	Met Standard	Y	Y	Y	Y	563 Students
NEYSA CALLISON EL	Met Standard	Y	Y	Y	Y	792 Students
OLD TOWN EL	Met Standard	Y	Y	Y	Y	796 Students
PATSY SOMMER EL	Met Standard	Y	Y	Y	Y	1,174 Students
POND SPRINGS EL	Met Standard	Y	Y	Y	Y	670 Students
PURPLE SAGE EL	Met Standard	Y	Y	Y	Y	389 Students
SPICEWOOD EL	Met Standard	Y	Y	Y	Y	825 Students
TERAVISTA EL	Met Standard	Y	Y	Y	Y	836 Students
UNION HILL EL	Met Standard	Y	Y	Y	Y	774 Students
VIC ROBERTSON EL	Met Standard	Y	Y	Y	Y	443 Students
WELLS BRANCH EL	Met Standard	Y	Y	Y	Y	499 Students
XENIA VOIGT EL	Met Standard	Y	Y	Y	Y	565 Students

# SAN MARCOS ISD

## Performance Index Report



## Distinction Designation

### Postsecondary Readiness

Percent of Eligible Measures in Top Quartile  
4 out of 17 = 24%

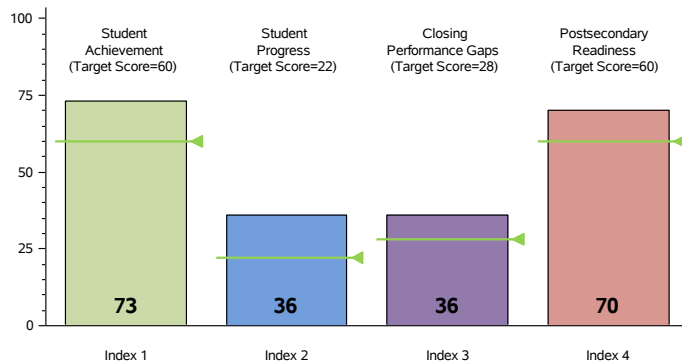
**NO DISTINCTION EARNED**

SAN MARCOS ISD  
501 South LBJ, San Marcos, TX 78666  
Phone: (512) 393-6700  
[www.smcisd.net](http://www.smcisd.net)

SAN MARCOS CISD	Met Standard					
District/Campus Name	Rating	Student Achievement	Student Progress	Closing Performance Gaps	Postsecondary Readiness	Campus Size
SAN MARCOS H S	Met Standard	Y	Y	Y	Y	2,341 Students
<b>SAN MARCOS ISD - Middle Schools</b>						
GOODNIGHT MIDDLE	Met Standard	Y	Y	Y	Y	1,019 Students
MILLER MIDDLE	Met Standard	Y	Y	Y	Y	696 Students
<b>SAN MARCOS ISD - Elementary Schools</b>						
BOWIE EL	Met Standard	Y	Y	Y	Y	561 Students
BONHAM PRE-K SCHOOL	Met Standard					400 Students
CROCKETT EL	Met Standard	Y	Y	Y	Y	649 Students
DEZAVALA EL	Met Standard	N	Y	Y	Y	615 Students
HERNANDEZ EL	Met Standard	Y	Y	Y	Y	571 Students
MENDEZ EL	Met Standard	Y	Y	Y	Y	574 Students
TRAVIS EL	Met Standard	Y	Y	Y	Y	643 Students

# SMITHVILLE ISD

## Performance Index Report



## Distinction Designation

### Postsecondary Readiness

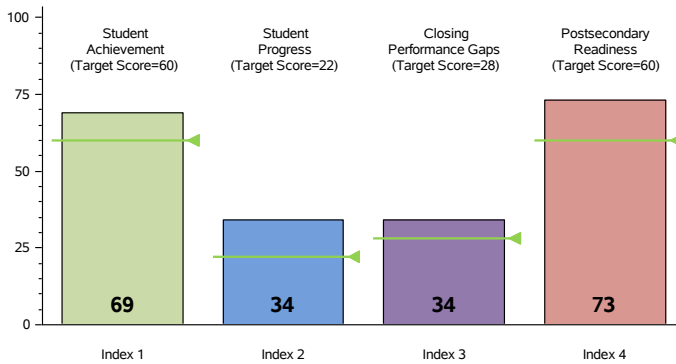
Percent of Eligible Measures in Top Quartile  
2 out of 11 = 18%

**NO DISTINCTION EARNED**

SMITHVILLE ISD  
PO Box 479, Smithville, TX 78957  
Phone: (512) 237-2487  
[www.smithvilleisd.org](http://www.smithvilleisd.org)

SMITHVILLE ISD	Met Standard					
District/Campus Name	Rating	Student Achievement	Student Progress	Closing Performance Gaps	Postsecondary Readiness	Campus Size
SMITHVILLE H S	Met Standard	Y	Y	Y	Y	524 Students
<b>SMITHVILLE ISD - Middle Schools</b>						
SMITHVILLE J H	Met Standard	Y	Y	Y	Y	395 Students
<b>SMITHVILLE ISD - Elementary Schools</b>						
SMITHVILLE EL	Met Standard	Y	Y	Y	Y	400 Students
BROWN PRI (Paired)	Met Standard					434 Students

## Performance Index Report



## Distinction Designation

### Postsecondary Readiness

Percent of Eligible Measures in Top Quartile  
1 out of 12 = 8%

**NO DISTINCTION EARNED**

TAYLOR ISD

3101 N. Main St., Taylor, TX 76574

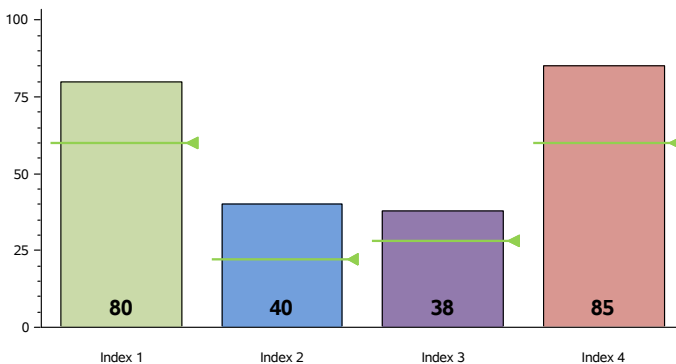
Phone: (512) 365-1391

[www.taylorisd.org](http://www.taylorisd.org)

TAYLOR ISD	Met Standard					
District/Campus Name	Rating	Student Achievement	Student Progress	Closing Performance Gaps	Postsecondary Readiness	Campus Size
TAYLOR H S	Met Standard	Y	Y	Y	Y	1,013 Students
<b>TAYLOR ISD - Middle Schools</b>						
TAYLOR MIDDLE	Met Standard	Y	Y	Y	Y	673 Students
MAIN STREET INT	Met Standard	Y	Y	Y	Y	449 Students
<b>TAYLOR ISD - Elementary Schools</b>						
NAOMI PASEMANN EL	Met Standard	Y	Y	Y	Y	668 Students
TH JOHNSON EL (Paired)	Met Standard					380 Students



## Performance Index Report



## Distinction Designation

### Postsecondary Readiness

Percent of Eligible Measures in Top Quartile  
1 out of 11 = 9%

**NO DISTINCTION EARNED**

THRALL ISD

201 S Bounds, Thrall, TX 76578

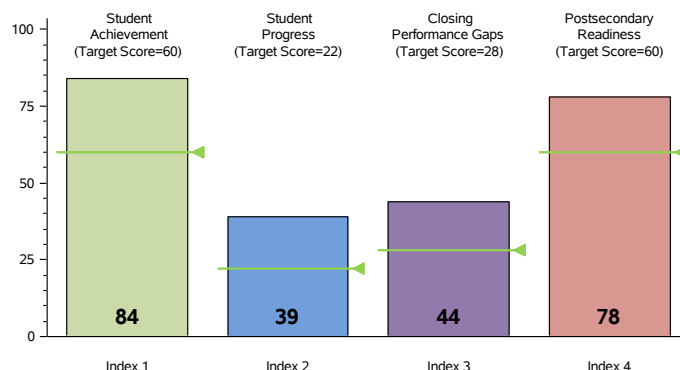
Phone: (512) 898-0062

[www.thrallisd.com](http://www.thrallisd.com)

THRALL ISD	Met Standard					
District/Campus Name	Rating	Student Achievement	Student Progress	Closing Performance Gaps	Postsecondary Readiness	Campus Size
THRALL H S	Met Standard	Y	Y	Y	Y	209 Students
<b>THRALL ISD - Middle Schools</b>						
THRALL MIDDLE	Met Standard	Y	Y	Y	Y	152 Students
<b>THRALL ISD - Elementary Schools</b>						
THRALL EL	Met Standard	Y	Y	Y	Y	304 Students

# WIMBERLEY ISD

## Performance Index Report



## Distinction Designation

Postsecondary Readiness
Percent of Eligible Measures in Top Quartile 4 out of 11 = 36%
<b>NO DISTINCTION EARNED</b>

WIMBERLEY ISD

951 FM 2325, Wimberley, TX 78676

Phone: (512) 847-2414

[www.wimberleyisd.net](http://www.wimberleyisd.net)

WIMBERLEY ISD	Met Standard					
District/Campus Name	Rating	Student Achievement	Student Progress	Closing Performance Gaps	Postsecondary Readiness	Campus Size
WIMBERLEY H S	Met Standard	Y	Y	Y	Y	696 Students
<b>WIMBERLEY ISD - Middle Schools</b>						
DANFORTH J H	Met Standard	Y	Y	Y	Y	585 Students
<b>WIMBERLEY ISD - Elementary Schools</b>						
JACOB'S WELL EL	Met Standard	Y	Y	Y	Y	676 Students
SCUDDER PRI	Met Standard					336 Students

## PRIVATE SCHOOLS - IN AUSTIN & CENTRAL TEXAS

### Austin - Central

All Saints Episcopal Day School	209 W. 27th St., 78705	472.8866	PK3-K	<a href="http://www.allsaints-austin.org">www.allsaints-austin.org</a>
Casa Montessori Child Development	2201 W. 1st St., 78703	474.4119	3-6 yrs.	n/a
Christ Community Christian School	8210 S. 1st St., 78703	282.4263	PK-12	<a href="http://www.cccs-mustang.com">www.cccs-mustang.com</a>
Concordia Academy of Austin	3407 Red River, 78705	248.2547	9-12	<a href="http://www.concordiaacademy.org">www.concordiaacademy.org</a>
Hope Lutheran School	6414 N. Hampton, 78723	926.8574	PS-8	<a href="http://www.hopelcaustin.org">www.hopelcaustin.org</a>
Huntington-Surrey School	4001 Speedway, 78751	478.4743	9-12	<a href="http://www.huntington-surrey.austin.tx.us">www.huntington-surrey.austin.tx.us</a>
Hyde Park Baptist School (Hyde Park)	3901 Speedway, 78751	465.8331	K-12	<a href="http://www.hpbs.org">www.hpbs.org</a>
Kirby Hall School	306 W. 29th St., 78705	474.1770	K-12	<a href="http://www.khs.org">www.khs.org</a>
Parkside Community School	1701 Toomey Rd., 78704	472.2559	PK-6	<a href="http://www.parksidecommunityschool.org">www.parksidecommunityschool.org</a>
Sri Atmananda Memorial School	4100 Red River, 78751	451.7044	K-9	<a href="http://www.samschool.org">www.samschool.org</a>
St. Andrew's Episcopal School	1112 W. 31st St., 78705	452.5779	I-12	<a href="http://www.sasaustin.org">www.sasaustin.org</a>
St. Austin's Catholic School	1911 San Antonio St., 78705	477.3751	K-8	<a href="http://www.staustin.org">www.staustin.org</a>
St. Ignatius Martyr School	120 W. Oltorf St., 78704	442.8547	PK-8	<a href="http://www.st-ignatius.org">www.st-ignatius.org</a>
St. James' Episcopal School	3701 E. MLK Jr. Blvd., 78721	926.4214	3-6 yrs.	<a href="http://www.stjamesaustin.org">www.stjamesaustin.org</a>
St. Martin's Lutheran Church Day School	606 W. 15th St., 78701	476.4037	PK-K	<a href="http://www.saintmartins.org">www.saintmartins.org</a>
St. Mary's Cathedral School	910 San Jacinto Blvd., 78701	476.1480	PK-8	<a href="http://www.stmaryscathedral.org">www.stmaryscathedral.org</a>
The Griffin School	710 East 41st. St., 78751	454.5797	9-12	<a href="http://www.griffinschool.org">www.griffinschool.org</a>

### North

Austin Montessori School (Great Hills)	6817 Great Northern Blvd., 78745	450.1940	PK3-3rd	<a href="http://www.austinmontessori.org">www.austinmontessori.org</a>
Brentwood Christian School	11908 N. Lamar Blvd., 78753	835.5983	PK-12	<a href="http://www.brentwoodchristian.org">www.brentwoodchristian.org</a>
Grace Covenant Christian School	9431 Jollyville Rd., 78759	345.7976	K-5	<a href="http://www.gccschool.com">www.gccschool.com</a>
Holy Family Catholic School	9400 Neenah Ave., 78717	246.4455	PK-8	<a href="http://www.holyfamilycs.org">www.holyfamilycs.org</a>
KAMICO Academy	4413 Spicewood Springs, 78759	343.0801	I-12yrs	<a href="http://www.kamicoacademy.com">www.kamicoacademy.com</a>
Meritor Academy	2023 Denton, 78758	837.8840	PK-3	<a href="http://knowledgelearningcorporation.com">knowledgelearningcorporation.com</a>
New Era Montessori House of Children	10401 Anderson Mill Rd., 78750	331.5328	18 mo.-9 yrs.	<a href="http://www.neweramontessori.com">www.neweramontessori.com</a>
North Austin Montessori School	12400 Amherst Dr., 78727	833.8877	6mo.-1st	n/a
Oakmont School	1510 Morrow, 78757	420.9300	K-12	<a href="http://www.oakmontschool.org">www.oakmontschool.org</a>
Odyssey School	813 Houston St., 78756	472.2262	4-8	<a href="http://www.odysseyschool.com">www.odysseyschool.com</a>
Our Savior Lutheran School	1513 Yager Lane, 78753	836.9600	PK-4	<a href="http://www.osl-austin.net">www.osl-austin.net</a>

## North - Continued

Redeemer Lutheran School	1500 W. Anderson Lane, 78757	451.6478	PK-8	www.redeemerschool.net
St. Louis Catholic Church School	2114 St. Joseph Blvd., 78757	454.0384	PK-8	www.st-louis.org
The Lycee Francais d'Austin	1507 North St., 78756	302.3183	PK-6	www.lyceeaustin.org
Twin Oaks Montessori School	7804 Northwest Dr., 78757	467.8885	18 mo.-6 yrs.	www.twinoaksmontessori.com

## South

Austin Montessori School (Sunset Trail)	5014 Sunset Trail, 78745	892.0253	PS-6	www.austinmontessori.org
Crosstrainers Christian Academy	7806 S. 1st St., 78745	416.0108	Infant-K5	n/a
Hyde Park Baptist School (Bannockburn)	7100 Brodie Lane, 78745	892.0000	K-6	www.hpban.org
Legacy Oaks Christian School	7915 Manchaca Rd., 78745	326.2286	4yrs.-12th	www.legacyoaks.org
Montessori School of the Epiphany	13709 Hwy. 71 West, 78738	263.8050	2 1/2 yrs.-4	n/a
St. Paul Lutheran School	3407 Red River, 78705	472.3313	PK3-8	www.stpaulaustin.org
Strickland School	7415 Manchaca Rd., 78745	447.1780	P4-8	www.stricklandschool.com

## East

Holy Word Lutheran School	10601 Bluff Bend Dr., 78753	836.0660	K-8	www.flash.net/~holy/school
St. Francis School	300 Huntland Dr., 78752	454.0848	PK-8	www.stfrancis-school.org
Wesley School	6100 Berkman Dr., 78723	467.9740	Infant-4 yrs.	www.memorialumcaustin.com

## West

Austin Jewish Community Day School	7300 Hart Lane, 78731	735.8350	K-8	www.ajcds.org
Austin Montessori School (Sunset Trail)	5006 Sunset Trail, 78757	892.0826	14 mo.-9yrs.	www.austinmontessori.org
Austin SDA Junior Academy	301 W. Anderson Lane, 78757	459.8976	4yrs.-16 yrs.	www.austinsdajunioracademy.org
Austin Waldorf School	8700 South View Rd., 78737	288.5942	K-12	www.austinwaldorf.org
Hill Country Christian Academy	12124 RR 620 North, 78750	331.7036	K-12	www.hccsa.org
International Montessori House of Children	7020 Village Center Dr., 78731	343.0071	18 mo.-6.5 yrs.	n/a
Northwest Montessori House for Children	1903 W. Koenig Lane, 78756	451.6134	18 mo.-6 yrs.	nwmontessori.citysearch.com
Paragon Prep Middle School	2001 W. Koenig Lane, 78756	459.5040	6-8	www.paragonprep.com
Regents School of Austin	3230 Travis County Circle, 78735	899.8095	K-8	www.regentsschool.com
St. Gabriel's Catholic	2500 Wimberley Lane, 78735	327.7755	PK-8	www.stgabriels.austin.tx.us
St. Michael's Academy	3000 Barton Creek Blvd., 78735	328.2323	9-12	www.stmichaelsacademy.org
St. Stephen's Episcopal School	2900 Bunny Run, 78746	327.1213	6-12	www.sstx.org
St. Theresa's School	4311 Small Dr., 78731	451.7105	PK4-8	www.st-theresa.org
The Children's School	2825 Hancock, 78731	453.1126	PK-5	www.thechildrensschool.org
Trinity Episcopal School	3901 Bee Caves Road, 78746	472-9525	K-8	www.trinitykids.com

## Surrounding Areas

Community Montessori, Georgetown	500 Pleasant Valley, 78628	863.7920	18 mo.-3rd	www.communitymontessori.com
Cornerstone Christian School, Leander	1303 Leander Dr., 78641	259.4416	PK-9	www.cscschool.org
Cornerstone Connection, Round Rock	1201 Northwest, 78664	255.8977	2-5 yrs.	n/a
Elgin SDA Junior Academy	158 Potato Smith Rd., 78621	285.5195	1-8	n/a
Hill Country Christian School, San Marcos	2001 River Rd., San Marcos	353.8976	K-12	www.hillcountryschool.net
Hilltop Baptist Academy, Cedar Park	1150 S. Bell Blvd., 78613	258.0080	K4-4th grade	www.twinlakesfellowship.org
Immanuel Lutheran Day School, P-ville	500 Immanuel Rd., 78691	251.4929	6wks.-18mo.	www.immanuelchurch.net
Lago Vista Academy, Lago Vista	6307 Lohman Ford Rd., 78645	267.1886	3-5 yrs.	n/a
Nazarene Christian School, Bastrop	132 Pine Hill Loop, 78621	303.7764	K-12	n/a
Pflugerville Montessori School	2500 W. Pecan, 78660	251.0428	2-6yrs.	n/a
Rabbit Hill School, Georgetown	2055 FM 1460, 78626	863.2881	18mo.-4th	www.rabbithillsschool.com
Round Rock Christian Academy	301 N. Lake Creek, 78681	255.4491	PK-12	www.rrca-tx.org
San Marcos Adv. Junior Academy	1523 Ranch Road 12, 78666	392.9475	K-8	n/a
San Marcos Baptist Academy	2801 Ranch Road 12, 78666	353.2400	6-12	www.smba.org
Sonshine Christian School, Georgetown	2806 Mesquite Lane, 78626	863.9012	PK-12	www.sonshinechristianchurch.org
St. Helen Catholic School, Georgetown	2700 E. University, 78626	863.3041	K-5	www.sainthelens.org
St. Mary's Catholic School, Taylor	520 Washburn St., 76574	352.2313	PK-8	home.austin.rr.com/stmaryschool
St. Stephen's Episcopal School, Wimberley	6000 F.M. 3237, 78676	847.9857	PK-8	www.ststeveschool.org
Summit Christian Academy, Cedar Park	2121 Cypress Creek Rd., 78613	250.1369	PK-8	www.summiteagles.org
Tierra Vista Montessori School, Spicewood	1919 Pace Bend Rd., 78669	264.0234	PK-6	n/a
Zion Lutheran School, Georgetown	6001 FM 1105, 78626	863.5345	PK-8	www.zionwalburg.org



# There are more than 8,000 public schools in Texas.

How do you know how your child's school is doing compared to others in the state?

## Texas Education Agency Accountability Rating System

Every school gets one of two ratings: **MET STANDARD** or **IMPROVEMENT REQUIRED**.

The Texas Education Agency looks at four areas in determining a school or district's accountability rating:

### Student Achievement



STAAR test scores for the year



### Student Progress



Progress in subjects like math and reading from year-to-year



### Closing Performance Gaps



Emphasis on high-level achievement of lowest performing students



### Postsecondary Readiness



Graduation rates and diploma plans

Schools receiving the **MET STANDARD** rating may qualify for special honors called Distinctions. There are 7 possible distinctions:



- Academic Achievement in Reading/English Language Arts
- Academic Achievement in Mathematics
- Academic Achievement in Science
- Academic Achievement in Social Studies
- Top 25 Percent: Student Progress
- Top 25 Percent: Closing Performance Gaps
- Postsecondary Readiness



Want to learn more?

Visit the Texas Education Agency online at [www.tea.state.tx.us](http://www.tea.state.tx.us).



TRINITY TITLE  
OF TEXAS

### School Resource Websites

Texas Education Agency.....[www.tea.state.tx.us](http://www.tea.state.tx.us)

District Locator.....[www.tea.state.tx.us/SDL](http://www.tea.state.tx.us/SDL)

Compare Schools.....[www.greatschools.net/modperl/go/TX](http://www.greatschools.net/modperl/go/TX)

### Private School Ratings

<http://nces.ed.gov/surveys/pss/privateschoolsearch/>

*This information in this packet was gathered directly from the TEA Website. It is deemed reliable, but not guaranteed. These 2013-14 Accountability Ratings were made available by TEA on August 8 2014.*